












Rocky Mountain Arsenal National Wildlife Refuge

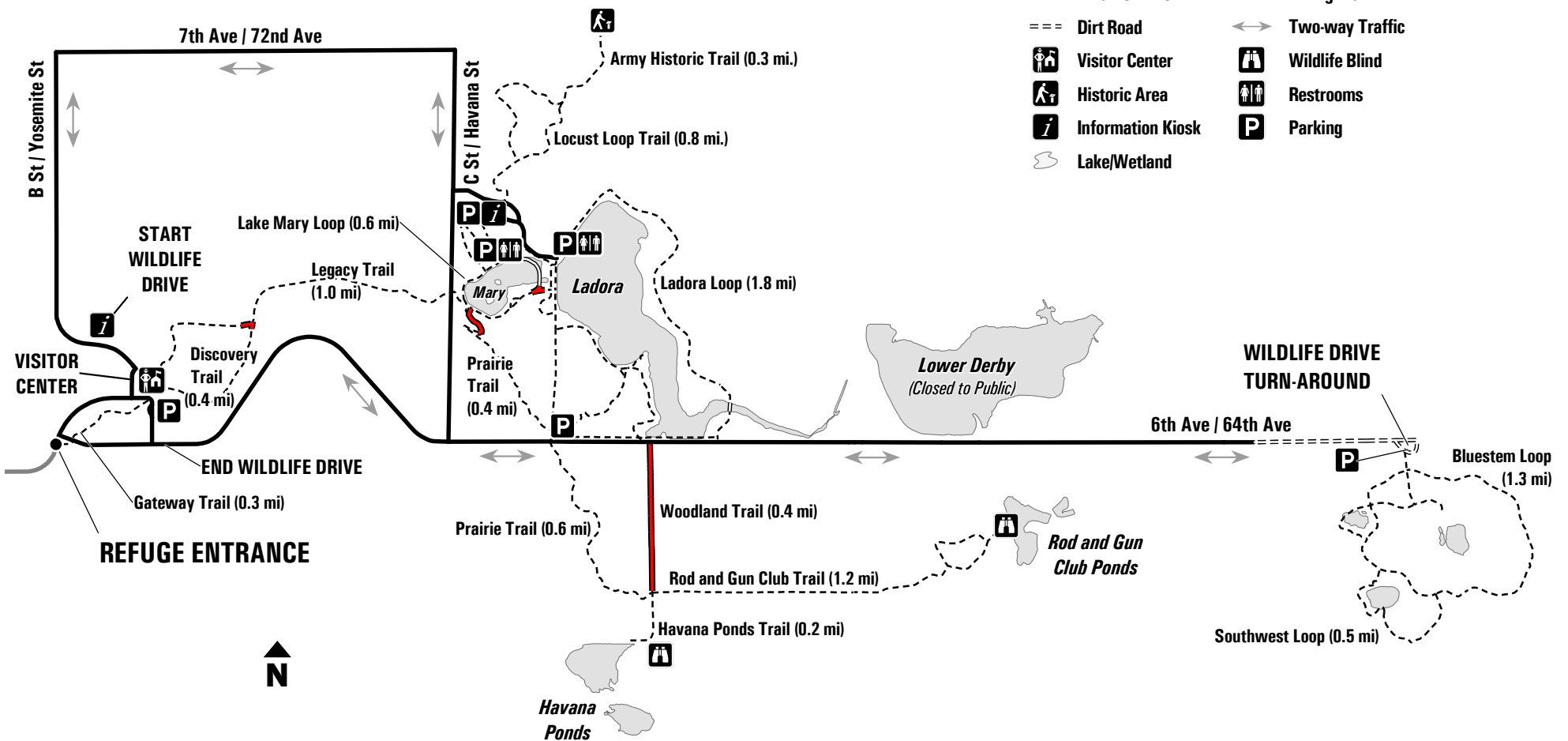
Hiking Trails and Wildlife Drive Auto Tour

Wildlife Drive Auto Tour - Stay in your vehicle in the bison enclosure, speed limit is 30 mph, and pull off to the shoulder to view wildlife. (See reverse side for Wildlife Drive/Trail information.)

PLEASE OBEY ALL SIGNS
 Trail Closed - Flood Damage

Legend

-  Wildlife Drive
-  Hiking Trail
-  Dirt Road
-  Two-way Traffic
-  Visitor Center
-  Wildlife Blind
-  Historic Area
-  Information Kiosk
-  Restrooms
-  Lake/Wetland
-  Parking



Wildlife Drive

- Wildlife Drive is for motorized vehicles only (motorcycles and scooters are not recommended). Route is 9 miles long, takes about 30 minutes to 1 hour, and ends at the Visitor Center.
- **Please take a Wildlife Drive/Trail Map with you** and follow all wildlife drive symbols and directional arrows. Do not drive on other paved or two-track roads.
- Foot traffic allowed only on designated trails.
- **Maximum speed limit is 30 miles per hour along the route.**
- Road surfaces are paved and/or gravel.
- Your vehicle is a great “blind”. Staying in your vehicle will greatly increase your observation opportunities. If exiting your vehicle, please stay within 10—20 feet.
- Please pull off onto the shoulder when stopping to observe wildlife and turn on your flashers.
- **Stay in your vehicle while driving through the bison pasture (please note the signs marking the bison pasture).** Bison are wild, unpredictable animals – do not honk your horn or try to attract their attention. If bison are blocking the road, keep your vehicle at a safe distance and be patient until they move. We recommend you keep at least a 50 to 100 yard distance between your vehicle and the bison.
- There is no access to Lower Derby Lake – it is a protected area for waterfowl.
- Avoid stopping under bird nests – this is stressful to young or nesting birds, hawks and owls.
- **Parking is allowed only in designated areas noted on the map to access trails.**
- Be alert! Watch for wildlife darting out onto the road, other vehicles or heavy equipment, and pedestrians crossing the road.
- Please practice good wildlife viewing ethics – if your behavior is affecting wildlife behavior then you are too close. Do not honk your horn, shout, or feed wildlife. Let’s keep the “wild” in wildlife. We hope you enjoy your tour - *Thank you!*

What to Watch for Along the Way

- **B Street, 7th Avenue, C Street** – Mule deer, bison, prairie dogs, rabbits, hawks.
- **6th Avenue** – White-tailed deer, mule deer, hawks, waterfowl, shorebirds, song birds, and wintering bald eagles.
- The U.S. Fish and Wildlife Service is not responsible for damage to vehicles caused by wildlife.

Hiking Trails

The Refuge has an extensive system of trails available year-round for hiking and snowshoeing. Trail surfaces are gravel, dirt or a combination and are ADA accessible, except for the Prairie Switchback and Woodland Trails.

Grassland Habitat

Explore the trails that meander through the native shortgrass prairie habitat. Throughout the seasons you may observe mule and white-tailed deer, prairie dogs, migrating songbirds, and coyotes.

- Gateway Trail
- Locust Loop Trail and Army Historic Trail
- Bluestem Loop/Southwest Loop
- Legacy Trail
- Discovery Trail
- Prairie Trail

Wetlands Habitat

Stroll along lakes, marshes and ponds and walk on a floating boardwalk to catch a closer glimpse of wildlife throughout the year. These trails provide excellent opportunities to see migrating waterfowl, shorebirds, white pelicans, double-crested cormorants, and amphibians.

- Lake Mary Loop Trail
- Rod and Gun Club Wildlife Blind
- Lake Ladora Loop Trail
- Havana Ponds Trail

Woodlands Habitat

These scenic trails are lined with cottonwoods, willows, and locust thickets and provide shade and habitat for wildlife. Keep your eyes open for hawks, eagles, and owls perched in the branches, while deer can be found browsing below.

- Rod and Gun Club Trail
- Woodland Trail

Visitor Regulations

- Stay on marked trails and abide by posted signs and regulations.
- Use caution when walking on roads. Yield to approaching vehicles.
- Observe wildlife from a distance.
- Searching for or removal of any object is prohibited.
- No bicycles allowed and assistance dogs are welcome.